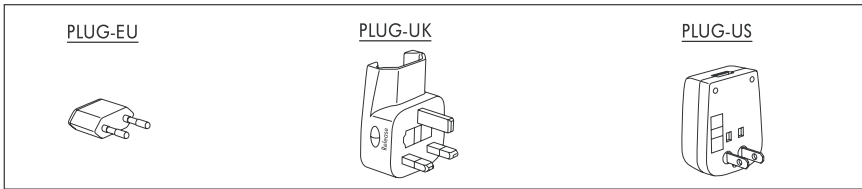


Instructions for the Universal Travel Adapter



Notice: No conversion is required when your mobile electronic's power plug is the same as the wall outlet. (Ensure that your mobile electronics adapter is rated to handle both 100~125 and 220~250 volt standards)

Universal Travel Adapter - Socket conversions and basic operating instructions:

UK
 Plug-UK fits UK sockets.

 To release Plug-UK, press the Release buttons located on both side of Plug-UK.

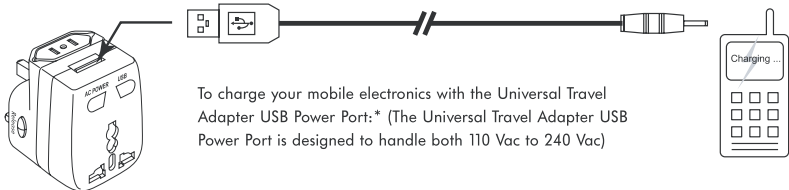
US/AU
 Plug-US fits US and AU sockets: Please adjust pins as shown.

 To release Plug-EU, simply slide Plug-EU upward as shown from Plug-UK.

EU
 Plug-EU fits EU sockets: Please ensure Plug-EU is properly inserted to Plug-US as shown.

 Reassemble the Adapter / Plug as shown below for compact travel convenience.

Universal Travel Adapter - USB Power Port



To charge your mobile electronics with the Universal Travel Adapter USB Power Port: * (The Universal Travel Adapter USB Power Port is designed to handle both 110 Vac to 240 Vac)

- Step 1: Connect the USB charging cable to the Universal Travel Adapter USB Power Port as shown above.*
- Step 2: Connect the USB charging cable to the mobile electronic as shown above.*
- Step 3: Connect the Universal Travel Adapter to the wall outlet.
- Step 4: USB status LED light turns on indicating charging in process.
- Step 5: Ensure your mobile electronic is in charging mode.

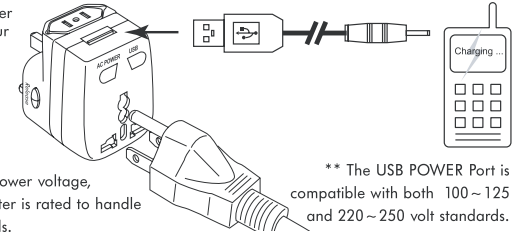
* USB charging cable is not included, make sure compatible USB charging cable is being used.

Universal Travel Adapter - Power up your gear through the AC power port and USB Power port simultaneously

The Universal Travel Adapter with USB power port allow you to power up / charge up your gear at the same time.**

The AC POWER and USB Status LED lights indicate ON/OFF status respectively.

Please connect your devices as shown.



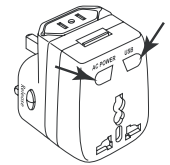
** The AC POWER Port does not convert power voltage, please ensure your mobile electronics adapter is rated to handle both 100~125 and 220~250 volt standards.

** The USB POWER Port is compatible with both 100~125 and 220~250 volt standards.

Universal Travel Adapter - AC POWER and USB POWER Status LED

The Universal Travel Adapter - AC POWER and USB POWER Status indicators:

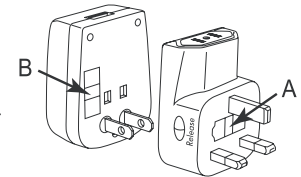
- AC POWER LED light is ON indicating AC POWER is active and power is being transmitted through the AC POWER port.
- USB POWER LED light is ON indicating USB POWER is active and power is being transmitted through the USB POWER port.



To replace the Universal Travel Adapter's power protection fuse

To replace the Universal Travel Adapter's power protection fuse, please follow below instructions:

- Step 1: Obtain replacement power protection fuse located at location A as shown.
- Step 2: Dispose defected power protection fuse located at location B as shown.
- Step 3: Replace power protection fuse to location B.



Outlet Style	WORLDWIDE COVERAGE GUIDE (NOT ALL COUNTRIES ARE LISTED)					
	Country	Outlet Style	Country	Outlet Style	Country	Outlet Style
US	ALBANIA	EU	MARTINIQUE	EU	RWANANDA	EU
	ARMENIA	EU	MEXICO	US, EU	SAUDI ARABIA	UK, UK, EU
	AUSTRIA	EU, EU	NICARAGUA	US	SENEGAL	UK, EU
	AZORES	EU	PERU	US, EU	SIERRA LEONE	UK, EU
	BELGIUM	US, EU	SURINAME	EU	SOMALIA	EU
	BOSNIA	EU	URUGUAY	AU	SOUTH AFRICA	UK
	BULGARIA	EU	VENEZUELA	US	SUDAN	UK, EU
	CROATIA	EU			TUNISIA	UK, EU
	CZECH REPUBLIC	EU	CARIBBEAN		TURKEY	EU
	DENMARK	EU	ANTIGUA	US, UK	UNITED ARAB EMIRATES	UK, EU
FINLAND	US, EU	ARUBA	US	YEMEN	UK, EU	
FRANCE	AU, US, EU	BAHAMAS	US, UK, EU	ZAMBIA	UK, EU	
GERMANY (WESTERN)	EU	BERMUDA	US, UK	ZIMBABWE	UK, EU	
HUNGARY	EU	BRITISH VIRGIN ISLANDS	SUK			
ICELAND	EU	DOMINICAN REPUBLIC	US, UK, EU	ASIA / PACIFIC		
IRELAND	US, UK, EU	HAITI	US, UK, EU	AFGHANISTAN	EU	
ISLE OF MAN	UK, EU	JAMAICA	US, UK, EU	AFRICAN SAMOA	AU	
ITALY	EU	LEEWARD ISLANDS	US	AUSTRALIA	AU	
LIECHTENSTEIN	EU	PUERTO RICO	US	BALI	UK, EU	
MADERA	EU	VIRGIN ISLANDS	UK	BRITAIN	UK, EU	
MALTA	UK			BURMA	UK, EU	
MONACO	EU	NORTH AMERICA CANADA		CHINA	AU, US, UK, EU	
NETHERLANDS	EU	CANADA	US, EU	COOK ISLAND	AU	
NORTHERN IRELAND	UK	UNITED STATES	US	FIJI	AU, US, UK, EU	
NORWAY	EU			FRENCH POLYNESIA	EU	
POLAND	EU	AFRICA / MIDDLE EAST		GUAM	US	
PORTUGAL	EU	ABU DHABI	UK, EU	HONG KONG	UK, EU	
REPUBLIC OF IRELAND	UK	ALGERIA	US, EU	INDIA	UK, EU	
ROMANIA	US, EU	ANGOLA	EU	INDONESIA	US, UK, EU	
RUSSIA	EU	BANGLADESH	EU	JAPAN	UK	
SCOTLAND	UK, EU	BENIN	EU	MALAYSIA	US, EU	
SPAIN	US, EU	BOTSWANA	UK, EU	MALDIVES	UK	
SWEDEN	EU	BRUNEI	UK, EU	MYANMAR	UK, EU	
SWITZERLAND	EU	BULGARIA	EU	NEPAL	AU, UK, EU	
UNITED KINGDOM	UK, EU	CAMEROON	EU	NEW CALEDONIA	AU, EU	
WALES	UK, EU	CHAD REPUBLIC	EU	NEW ZEALAND	AU, EU	
YUGOSLAVIA	EU	CONGO	UK, EU	NORFOLK ISLANDS	AU	
		EGYPT	UK, EU	NORTH KOREA	US, EU	
CENTRAL / SOUTH AMERICA		ETHIOPIA	EU	PAPUA NEW GUINEA	AU, US, EU	
ARGENTINA	AU, EU	ERITREA	EU	PHILIPPINE	AU, US, EU	
BELIZE	US, UK	GAMBIA	UK	SINGAPORE	UK, EU	
BRAZIL	US, EU	IRAN	UK, EU	SOUTH KOREA	US, EU	
COLOMBIA	US, EU	IRAQ	AU, EU	SRI LANKA	UK, EU	
COSTA RICA	US	ISRAEL	UK, EU	TAHITI	US, EU	
EL SALVADOR	US	JORDAN	UK, EU	TAIWAN	AU, US, EU	
FALKLAND ISLANDS	UK	KENYA	UK, EU	THAILAND	US, UK, EU	
GUADELOUPE	EU	KUWAIT	UK, EU	TIBET	AU	
GUATEMALA	US	MAJI	EU	TONGA	US, EU	
HONDURAS	US	MOROCCO	US, EU	VIETNAM	US, EU	
		MOZAMBIQUE	EU	WESTERN SAMOA	AU, EU	
		NIGERIA	EU, EU			
		OMAN	UK			
		PAKISTAN	US, EU			
		QATAR	UK, EU			

	Do not expose to liquid or moisture or humidity.		Do not handle with wet hands.		Only use as instructed by the instructions manual.
	Do not use with high power products such as refrigerator, electric heater etc...		Unplug immediately should there be any abnormalities such as smoke, smell.		Keep away from reach of children.
	Do not attempt to disassemble.		Do not use where condition is instable, such as top of a moving object, shabby table etc...		Do not leave Adapter / Plug in the power socket after use.
	Do not use with electric devices demand power over 125V/6A or 250V/3A.		Do not put metal fragment (eg. Such as wire) inside.		For indoor use only.