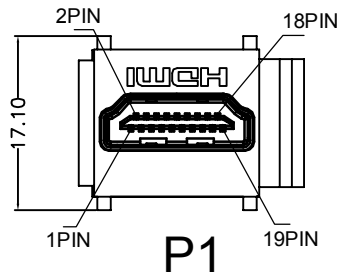
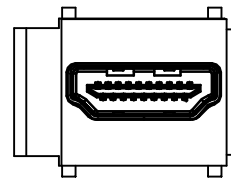
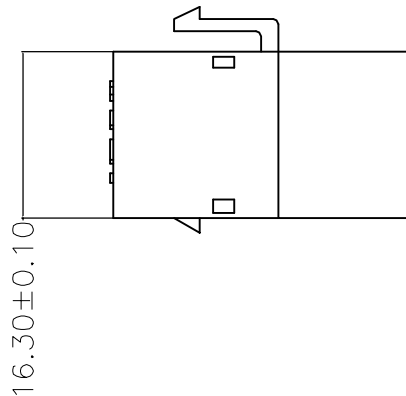
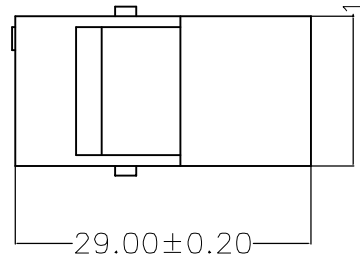
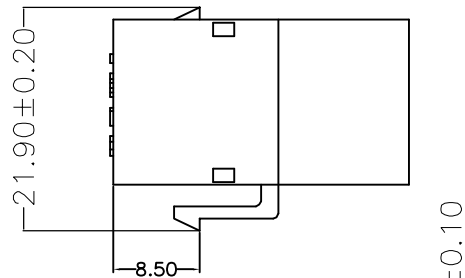


MARK	DATE	ECN NO.	DESCRIPTION	REV.	DESIGN



P1



P2

SPC

HDMI CONNECTION RELATIONSHIP

P1	P2	P1	P2
1	1	11	11
2	2	12	12
3	3	13	13
4	4	14	14
5	5	15	15
6	6	16	16
7	7	17	17
8	8	18	18
9	9	19	19
10	10	Ground	Ground

P1:HDMI A Female

P2:HDMI A Female

- 1.VOLTAGE RESISTANCE 300V DC MIN
- 2.CONTACT IMPEDANCE 3 mΩ MAX
- 3.INSULATION RESISTANCE 10 mΩ MIN
- 4.THE MATERIAL PASS RoHS
- 5.100% PASS SHORT-CIRCUIT TESTING AND CIRCUIT BREAK TESTING

UNLESS OTHERWISE SPECIFIED TOLERANCE			
ANG	TOL	DIM	TOL
.X	±3.0°	.X	±0.10
.XX	±2.0°	.XX	±0.05
.XXX	±1.0°	.XXX	±0.03



76940107

HDMI Keystone Jack

		mm	1:1	1/1	1
--	--	----	-----	-----	---